












JANUARY Pre K Calendar 2023

SUNDAY	MONDAY	TUESDAY	WEDNESDAY	THURSDAY	FRIDAY	SATURDAY
<p>1</p> <p>Polar Bears Letter "Q q"</p> <p>Sensory: Children will explore polar bears and water beads in the sensory table</p>	<p>2</p> <p>Closed</p> 	<p>3</p> <p>How do you think Polar bears stay warm in the Arctic? (L6a)</p> <p>Animal/name matching cards (L6b)</p> <p>Making polar bears out of white play dough (S1a)</p> <p>Build a structure out of wooden blocks for the polar bears (CD3a)</p> <p>Paint splat polar bears (CA1a)</p>	<p>4</p> <p>If you had a pet Polar bear what would you name it? (L6a)</p> <p>Polar bear uppercase and lowercase letter correspondence (L2a)</p> <p>Build a structure out of wooden blocks for the polar bears (CD3a)</p> <p>Making polar bears out of white play dough (S1a)</p> <p>Puffy paint polar bears (CA1a)</p>	<p>5</p> <p>If you had a pet Polar bear what would you name it? (L6a)</p> <p>Polar bear uppercase and lowercase letter correspondence (L2a)</p> <p>Polar bear color sorting with pom poms (M3a)</p> <p>Making polar bears out of white play dough (S1a)</p> <p>Watercolors on white paper (CA1a)</p>	<p>6</p> <p>Fun Friday</p> <p>Cooking a recipe from our class cookbook, something "Italian" (M4a, SS1a)</p> <p>Show and Tell (LD2a)</p> <p>Free choice centers</p> 	<p>7</p> 

<p>8</p> <p>Winter Clothing Letter "R r"</p> <p>Sensory: Children will explore colored rice, pom poms and mitten alphabet cards</p>	<p>9</p> <p>Write about what you wear in the snow and draw a picture (L6a)</p> <p>Uppercase and lower case mitten alphabet cards (L2a)</p> <p>Hat and mitten dress up (CA1a)</p> <p>Play dough with cookie cutters (S1a)</p> <p>Watercolors with eye droppers to make mittens (CA1a)</p>	<p>10</p> <p>Write about what you wear in the snow and draw a picture (L6a)</p> <p>Letter "R r" collage (PH3b)</p> <p>Hat and mitten dress up (CA1a)</p> <p>Play dough with cookie cutters (S1a)</p> <p>Q-tip painted hats (CA1a)</p>	<p>11</p> <p>Why is it important to dress warm in the winter? (L6a)</p> <p>Do you like gloves or mittens? (Large group activity) (LD1a)</p> <p>Hat and mitten dress up (CA1a)</p> <p>Play dough with cookie cutters (S1a)</p> <p>Design your own winter hat (CA1a)</p>	<p>12</p> <p>Why is it important to dress warm in the winter? (L6a)</p> <p>Hat and mitten dress up (CA1a)</p> <p>Winter clothing writing practice using dry erase boards and markers (L6a)</p> <p>Play dough with cookie cutters (S1a)</p> <p>Mitten name craft (CA1a)</p>	<p>13</p> <p>Fun Friday</p> <p>Cooking a recipe from our class cookbook, something "Italian" (M4a, SS1a)</p> <p>Show and Tell (LD2a)</p> <p>Free choice centers</p> 	<p>14</p> 
<p>15</p> <p>Snowmen Letter "S s"</p> <p>Sensory: Children will explore cotton balls and snowmen</p>	<p>16</p> <p>If I were a snowman at night I would... (L2a)</p> <p>Snowman uppercase and lowercase letter matching (L6a)</p> <p>Make a snowman out of play dough (S1a)</p> <p>Practice writing the letter "S s" (L6a)</p> <p>Shape snowman (CA1a)</p>	<p>17</p> <p>If I were a snowman at night I would... (L2a)</p> <p>Snowman uppercase and lowercase letter matching (L6a)</p> <p>Letter "S s" collage (PH3b)</p> <p>Make a snowman out of play dough (S1a)</p> <p>Name snowman craft (CA1a, L2a)</p>	<p>18</p> <p>My snowman melted because... (L2a)</p> <p>Practice writing the letter "S s" (L6a)</p> <p>Snowman uppercase and lowercase letter matching (L6a)</p> <p>Make a snowman out of play dough (S1a)</p> <p>Melted snowman art (CA1a)</p>	<p>19</p> <p>My snowman melted because... (L2a)</p> <p>Practice writing the letter "S s" (L6a)</p> <p>Snowman uppercase and lowercase letter matching (L6a)</p> <p>Make a snowman out of play dough (S1a)</p> <p>Create your own snowman craft (CA1a)</p>	<p>20</p> <p>Fun Friday</p> <p>Cooking a recipe from our class cookbook, something "Italian" (M4a, SS1a)</p> <p>Show and Tell (LD2a)</p> <p>Free choice centers</p> 	<p>21</p> 

<p>22</p> <p>Winter Letter "T t"</p> <p>Sensory: Children will explore colored rice, cotton balls and cups and spoons for scooping</p>	<p>23</p> <p>What is your favorite part of Winter? (L2a)</p> <p>Letter "T t" collage (PH3b)</p> <p>Snowflake gem counting (M1a)</p> <p>Snowflake uppercase and lowercase alphabet cards (L6a)</p> <p>Paper plate snowflake (CA1a)</p>	<p>24</p> <p>What is your favorite part of Winter? (L2a)</p> <p>Letter "T t" writing practice on white boards (L6a)</p> <p>Snowflake gem counting (M1a)</p> <p>Snowflake uppercase and lowercase alphabet cards (L6a)</p> <p>Create a winter scene using different art materials (CA1a)</p>	<p>25</p> <p>When I get snowed in on a Winter day, I... (L2a)</p> <p>Letter "T t" writing practice on white boards (L6a)</p> <p>Snowflake gem counting (M1a)</p> <p>Make snowflakes out of play dough using cookie cutters (S1a)</p> <p>Decorate a snowflake (CA1a)</p>	<p>26</p> <p>When I get snowed in on a Winter day, I... (L2a)</p> <p>Make snowflakes out of play dough using cookie cutters (S1a)</p> <p>Snowflake gem counting (M1a)</p> <p>Practice writing different Winter themed words on white boards (L6a)</p> <p>Snowball painting using pom poms (CA1a)</p>	<p>27</p> <p>Fun Friday</p> <p>Cooking a recipe from our class cookbook, something "Italian" (M4a, SS1a)</p> <p>Show and Tell (LD2a)</p> <p>Free choice centers</p> 	<p>28</p> 
--	---	---	---	--	--	---

<p>29</p> <p>Hot Chocolate Letter "U u"</p> <p>Sensory: Children will explore water, hot chocolate mix and marshmallows with cups and spoons</p>	<p>30</p> <p>What do you like to put on your hot chocolate? (L2a)</p> <p>Letter "U u" collage (PH3b)</p> <p>Hot chocolate scented play dough with cookie cutters (S1a)</p> <p>Letter "U u" writing practice on chalk boards (L6a)</p> <p>Hot chocolate scented painting (CA1a)</p>	<p>31</p> <p>Miss Diane Day</p> <p>What do you like to put on your hot chocolate? (L2a)</p> <p>Hot chocolate scented play dough with cookie cutters (S1a)</p> <p>Letter "U u" writing practice on chalk boards (L6a)</p> <p>Marshmallow counting (M3a)</p> <p>Hot chocolate name craft (CA1a)</p>	<p>1</p> <p>Who would you share a cup of hot chocolate with? (L2a)</p> <p>Hot chocolate scented play dough with cookie cutters (S1a)</p> <p>Letter "U u" writing practice on chalk boards (L6a)</p> <p>Marshmallow counting (M3a)</p> <p>Decorate a mug craft using different art materials (CA1a)</p>	<p>2</p> <p>Who would you share a cup of hot chocolate with? (L2a)</p> <p>Hot chocolate scented play dough with cookie cutters (S1a)</p> <p>Letter "U u" writing practice on chalk boards (L6a)</p> <p>Marshmallow counting (M3a)</p> <p>Paper plate hot chocolate craft (CA1a)</p>	<p>3</p> <p>Fun Friday</p> <p>Cooking a recipe from our class cookbook, something "Italian" (M4a, SS1a)</p> <p>Show and Tell (LD2a)</p> <p>Free choice centers</p> 	<p>4</p> 
--	--	--	--	---	---	--