




Sun	Mon	Tue	Wed	Thu	Fri	Sat
<p>Bakery</p> 	<p>30</p> <p>Halloween Party</p>	<p>31</p> <p>Fill in writing prompt For if you give a mouse a cupcake. With your name and what you would want to go with it. (LD1A), L6A) (Se2B)</p> <p>Make our own English muffin Pizza's for lunch. Choose the ingredients you would like when making your pizza.(SS1A)(Se2B)</p> <p>Donut sprinkle game. Roll two dice add the number together then add that many pretend sprinkles to each donut. (m1A)</p>	<p>1</p> <p>Working on knowing letter sounds The teacher makes a letter sound and the children find that letter sound to feed the moose a muffin. Large group activity. (Ld1A)</p> <p>Counting cookies Count the amount of cookies on each card and then find the number that corresponds and clip that number with a clothespin. (M1A)</p> <p>Explore cloud dough with cookie cutters and measuring cups pretend to make cookies.(S1A)</p>	<p>2</p> <p>Put donuts in number order 11-20. Recognizing numbers and order as you work. (M1A)</p> <p>Cookie sound Jars Match the cookie to letter to the word that starts with the letter on the cookie Jar. (L2A)</p> <p>Kitchen utensil painting Paint a picture using different kitchen utensils as your painting tools. (Ca1A)</p>	<p>3</p> <p>Answer the Question My favorite kind of cookie is on the writing prompt. (L6A) Ld1A)</p> <p>Make cookies as a class measure out ingredients and take turns mixing and pouring(M4A) S1A)</p> <p>Pat a cake Rhyme Recite the pat a cake rhyme implementing the first letter in each Childs name instead of B.(Ld1A)</p>	
	<p>6</p> <p>Fruit Faces Make faces using different pictures of fruit(Ca1A)</p> <p>Eating the alphabet writing prompt.</p>	<p>7</p> <p>Build using food containers. Use food containers like blocks build structures. (CD1A)</p> <p>Shop for letter sounds.(L2A) Give each child a</p>	<p>8</p> <p>Vegetable measurement: Bring in different vegetables for the children to measure using unifix cubes as a standard form of measurement. Use</p>	<p>9</p> <p>Shopping list writing Make a shopping list with at least three healthy items you would like to buy writing the words. (l6A) Ld1A)</p>	<p>10</p> <p>Stone soup math</p> <p>Using paper carrots, onions, and celery make stone soup on your paper write the</p>	



I like ____ because _____. Fill in the blanks. (ld1A) L6A)

How do vegetable plants absorb water explore a color changing celery experiment with the children.(s1A)

grocery bag with a letter on it. They need to find food that begins with that letter.

Have a fruit and vegetable taste test. Describe each item using your five senses.(S1A) (ld1A)

language skills by making statements like the cucumber is 12 blocks long(m4A)

Vegetable prints

Use cut up vegetables as painting tools to make creative art. (Ca1A)

Fruit and vegetable addition(M1A)

Using fruit and vegetable manipulative children will add simple numbers.

Sorting Food.

As a group sort food into their correct food group. We will discuss how we should eat from each food group every day (Cd1A)

number for each of the ingredients you used(M1A)

Favorite vegetable
Tell the teacher which vegetable you like best write and draw out your answer. (Ld1A)L6A)

Nursery Rhymes



13

CLOSED VETERAN'S DAY

14

Hickory dickory dock number clock

Paint a paper plate then put numbers 1-12 in order around to make a clock art. (ca1A)

Writing prompt
What kind of muffin would you make if you were the muffin man. (L6a)(ld1A)

15

Humpy dumpty letter find

Use different color makers to search for letters in the rhyme Humpty Dumpty. Example find all the U" s and highlight them blue(L4A)

Little bo Peep has lost her sheep

Look for the sheep by locating the correct number game.

16

Writing

Read Mary Mary Quite Contrary how does your garden grow. Writing prompt to answer what do you think Mary should plant in her garden(Ld1a) (L6A)

Jack be nimble candle stick game

Take turns doing different tricks over pretend candle stick. Example jump three times over the candle stick. (PH1A)

17

Hey diddle spoon Measurement

Have many different kind of spoons to measure with cubes then tell how many cubes were used.(M4a)

Rhyming Basket

Find words that rhyme with the rhyme while reciting the rhyme a tisket a tasket here is the rhyming basket.(Ld1A)



Thanksgiving



20

Explore cranberry slime. Make slime using cranberry sauce and glue to explore. (s1A)

Thankful turkey

Write out things you are thankful for on turkey feathers. (l6A) Ld1A)

27

21

FRIENDS FEAST: GOOGLE FORM SIGN UP

Corn mosaic

. Using colored corn kernels make art.(Ca1A)

Feed the turkey game

Roll the dice add the two numbers on the dice together. Then feed the turkey that amount of food. (M1A)

My favorite food at thanksgiving writing Prompt(l d1A) L6A)

22

Turkey letter sort

Match turkey to the beginning letter sound feathers.

Corn shakers

Explore corn shakers with music(Ca1A)

Racing turkeys

Roll the dice taking turns to race your turkey with a friend to see which turkey wins(Se2B)(M1A)

23


Closed for Thanksgiving

24

Closed for black Friday



Doctor/ Germs



27

One way I keep germs away writing activity.
(Ld1A)(I6A)

Band-Aid number match) Match the number dot band aid to the correct number spot on the bear(M1A)

28

Band-Aid addition
Use band aids in different colors to solve simple addition problems.(m1A)

Make germs scatter
See what happens when soap comes in contact with germs... (S1A)

29

SING WITH B \$13.00

Band-Aid Art.
Use band aids to make a picture.
(ca1A)

Germ counting :
Place the correct amount of germs on each hand to correspond with the number on the hand(m1A)

30

Germ spreading:
Do an experiment to see how germs get spread when hand are not clean (S1A)

Draw a germ(Ca1A)
What do you think germs look like? Look at pictures in books draw your own.

31

Doctor word writing
Practice writing out words you might see in a doctor's office.
(I6A)(ph3B)

Digestive system science
Ask children how long they think there digestive system in their body is then show them using a piece of string.
(S1A)

