

June 2024

Sun

Mon

Tue

Wed

Thu

Fri

Sat

Pool Pre-K/ M-Th:

- Group 1: 1:00-2:00
- Group 2: 2:00-3:00



-YOUR CHILD MUST COME IN PRE-SUNBLOCKED DAILY***

-YOUR CHILD MUST COME IN DRESSED IN THEIR BATHING SUITS DAILY***

-YOUR CHILD MUST COME WITH 2 ICE COLD WATER BOTTLES DAILY***

-YOUR CHILD MUST BRING THEIR OWN TOWEL DAILY***

June 2024

Sun	Mon	Tue	Wed	Thu	Fri	Sat
<p>9</p> <h1 style="color: #0070C0;">Jungle</h1> 	<p>10</p> <p>Beginning of Summer PRE-K Program</p> <p>Snake slime</p> <p>Explore snake slime explain to children that even though snakes look slimy they are actually not.(S1A)</p> <p>Egg cartoon alligator(ca1a)</p> <p>Paint egg cartoon green and use other art material 6to make alligator art.</p>	<p>11</p> <p>Snake patterns(m3A)(Ph3a)</p> <p>String different color beads to make a snake color pattern abc patterns.</p> <p>Jungle animal word wall(l6A)</p> <p>Write out the names of different jungle animals words using white board and marker</p> <p>Jungle animal pattern blocks(CD3A)</p> <p>Match different shapes from the pattern blocks materials to form a jungle picture.</p>	<p>12</p> <p>Label the elephant(l6A)</p> <p>Children will look t an elephant picture name the different parts and write in the missing word.</p> <p>Jungle puzzles(Cd3A)</p> <p>Children will put together a puzzle as a group matching shapes and pictures working on 48 piece puzzle.</p> <p>Rainforest I spy(m1A)</p> <p>Children will count out the different rainforest pictures in write in corresponding number for each picture.</p>	<p>13</p> <p>If I were an elephant I would(l6A)</p> <p>Answer the writing prompt with a clear and conscious voice then write out your answer using phonetics.</p> <p>Build Bridges(cd3a)</p> <p>Build bridges to hold rainforest animals > how many animals can your bridge hold</p> <p>Paint a toucan(Ca1A)</p> <p>Using colored paint and colored papers make beautiful toucan art.</p>	<p>14</p> <p>ICE CREAM TRUCK</p> <p>1:00 \$7.00</p> <p>Feed the monkey game (M1A)Se2B)</p> <p>Feed the monkey the correct amount of banana's to correspond with the number rolled on the dice. Wait your turn and share the dice and see if you can be the first to use all your bananas.</p> <p>monkey bananas play dough(s1A)</p> <p>Explore banana scented play dough in sensory table.</p> <p>What is your favorite jungle animal(l6A)</p> <p>While looking at jungle pictures pick which animal is your favorite. Explain</p> 	<p>15</p>

June 2024

Sun	Mon	Tue	Wed	Thu	Fri	Sat
16 Circus 	17 Balloon science(s1A) Explore cause and effect as we use vinegar and baking soda to blow up a balloon. Play the clown game. (ph1a) Each child has an opportunity to do a silly rick. What do you like best as at the circus.(L6A) Describe the experience you like to see best at the circus and write out your response.	18  Party Characters Trolls & Ninja Turtles <u>ALL GROUPS & PRE K</u> \$10.00 11:30-12:30 Popcorn initial sound matchup. (l2A) Match the correct popcorn picture to the correct begging letter. Working on recognizing letter sounds. Popcorn number cards. (m1a) Count out popcorn and find the matching number Name things you see at the circus(Ld1a) After reading a circus book recall things you might see at the circus.	19 If you were a circus performer what would you perform.(l6a)\ Answer the writing prompt and sound out response to write. Marble run(Cd1a) Build ramps using different materials how far you can make your marble travel. Knock down the cup game.(ph1a) Play the carnival game knock down the cups using your throwing skills	20 Write the number clown.(m1A) Fill in the missing number in the clown number line recognizing numbers and what comes next. Circus word writing (l6a) Write out different circus words focusing on letter formation and small print. Center of gravity experiment(S1a) Talk about how trapeze artist is able to balance on a tight rope She if you can get your person to balance on the rope using the materials provided as a group.	21 ICE CREAM TRUCK <u>ALL GROUPS & PRE K</u> 1:00 \$7.00  Describe popcorn(Ld1a) After trying popcorn use describing adjectives to tell us about it. Example it is buttery. Circus addition(M2A) Look at circus addition cards write in the two numbers by counting the objects then add the two number s together to get a sum. Balloon rocket (s1A) Using a string a balloon and a straw we will experiment with the balloon getting it to move using the air from the balloon as a pushing force.	22

June 2024

Sun	Mon	Tue	Wed	Thu	Fri	Sat
<p>23</p> <p>4th Of July</p> 	<p>24</p> <p>Fill in the sky with fireworks(m1A) Roll two dice add them together and cover the corresponding number with a firework picture to fill the sky with fireworks.</p> <p>Use writing(l2A) Practice writing the letters, U S, and A on the word USA.</p> <p>Make a flag(ca1A) Paint popsicle sticks to make a flag.</p>	<p>25</p> <p>Joel The Fiddler <u>PRE K ONLY</u></p> <p>10:30-11:30 \$5.00</p>  <p>Go over 4th of July facts. (ld2a) At circle time tell the children fun interesting facts about the 4th of July</p> <p>What is your favorite 4th of July food? Answer the writing prompt and fill in the answer.</p> <p>Red, white and blue collage. (ca1A) Make a piece of art using different red, white and blue materials.</p>	<p>26</p> <p>Red , white and blue slime.(s1A) Explore red white and blue slime in sensory table.</p> <p>4th of July puzzles(Cd3a) Put together puzzles in number order to make a 4th of July picture.</p> <p>Red , white and blue dancing(ph1A) Give each child a red, white and blue streamer and dance to patriotic music;</p>	<p>27</p> <p><u>Count and write 4th of July card(m1A)</u> <u>Count out different fourth of July pictures and write in the number response.</u></p> <p><u>4th of July word writing.</u> <u>While looking at 4th of July words write out different words focusing on size and letter formation.</u></p> <p><u>Red , white and blue bracelets.(ph3a)</u> <u>Lace red, white and blue beads to make a bracelet.</u></p>	<p>28</p> <p>ICE CREAM TRUCK <u>ALL GROUPS & PRE K</u></p> <p>1:00 \$7.00</p>  <p>What is your favorite patriotic song? (ld1a)L6a)</p> <p>Think of all the patriotic songs we have listened to this week which one did you like best. Fish the writing prompt.</p> <p>4th of July race game.(m1A) Roll the dice to move your player along the 4th of July bard counting the number on the dice and moving the correct amount of corresponding</p>	<p>29</p>

June 2024						
Sun	Mon	Tue	Wed	Thu	Fri	Sat
30						

July 2024						
Sun	Mon	Tue	Wed	Thu	Fri	Sat
	1	2	3	4	5	6
	CLOSED	CLOSED	CLOSED	CLOSED	CLOSED	

July 2024

Sun	Mon	Tue	Wed	Thu	Fri	Sat
<p>7</p> <h2>Ice-cream</h2> 	<p>8</p> <h3>Ice-cream spy and count(m1a)</h3> <p>Count the different kind of ice-cream write the corresponding number.</p> <h3>Make Ice-cream (s1A)</h3> <p>Mix ingredients in bag as a class shake and make our own ice-cream</p> <h3>I cream sprinkle letter writing(l2A)</h3> <p>Write in sprinkle trays to form letters and words</p>	<p>9</p> <p>Santastic Art \$12.00 10:00-11:00</p> <p><u>Pre K ONLY</u></p>  <h3>Popsicle number match puzzles.(m1A)</h3> <p>Put together puzzles by matching numbers in different forms</p> <h3>Describe ice-cream(ld1a)</h3> <p>Use descriptive word s to explain how ice-cream, feels, smells, tastes.</p> <h3>Ice-cream number and color word writing(l2A)</h3>	<p>10</p> <h3>Ice-cream recipe writing(l6A)</h3> <p>Write out ingredients that you would put in your ice-cream recipe.</p> <h3>Ice-cream initial sound puzzle(L2A)</h3> <p>Put ice-cream cone puzzles together matching beginning letter sound to the correct word.</p> <h3>Ice cream shop play.(ss1A0</h3> <p>Turn dramatic play into an ice-cream shop let the children pretend to serve ice-cream.</p>	<p>11</p> <h3>Popsicle patterns(Cd3a)</h3> <p>Finish the popsicle pattern by recognizing what color should complete the pattern.</p> <h3>Ice-cream number order. (m1a)</h3> <p>Glue ice-cream cones in number order 1-20</p> <h3>Design your own popsicle.(Ca1A)</h3> <p>Give each child a blank popsicle template to draw and design their own artwork</p>	<p>12</p> <h3>ICE CREAM TRUCK</h3> <p><u>ALL GROUPS & PRE K</u></p> <p>1:00 \$7.00</p>  <h3>My favorite ice-cream.(L6a)LD1A)</h3> <p>Answer the question and finish the writing prompt then complete with a picture.</p> <h3>Ice-cream number match</h3> <p>Match ice-cream cones by numbers in different forms.(m1A)</p>	<p>13</p>



July 2024

Sun 14	Mon 15	Tue 16	Wed 17	Thu 18	Fri 19	Sat 20
Camping 	Favorite camping activity(l1A)L6A) Name your favorite camping activity then write out the response. S'mores game(l2A)(CD3A) Match smores by upper case to lower case letter and beginning letter sound picture.	Build a tent. (CD#A) Build materials. a tent using different building Marshmallow addition(M2A) Use marshmallows as manipulative. to solve simple addition problems	Mr. Maurice 10:30-11:30 \$15.00  Counting tent bears.(m1A0) Put the correct amount of bears in each tent to correspond with the number on the tent. Make a solar oven(s1A) Make a solar oven as a class. Learn how the sun and different materials can reflect the sun's energy and Cook hotdogs in it for lunch.	Camping counting book(L4A) Read the camping emergent reader book and write in the missing number word. Sink or float(S1A) Put natural things from outside in water table do these objects sink or float. Camping words(l2A) Find matching letters to spell out camping words.	ICE CREAM TRUCK 2:30/3:00 \$1.00  Camping measurement(m4a) Measure different objects you might encounter during a camping trip what weighs more. Number , letter, word sort(Cd2A) Sort numbers and letters and words into their correct tent.	


July 2024



Sun	Mon	Tue	Wed	Thu	Fri	Sat
<p>21</p> <p>Sports</p> 	<p>22</p> <p>Play finger football (ph3A) Have a goal line set up can you flick the football through the goal.</p> <p>Bowling puzzle (Cd3AA) Put together a bowling picture by placing number pieces into the correct number order.</p>	<p>23</p> <p>Play hockey game with letter sound(l2A) Have a child pick a letter make the sound of that letter then try to shoot a hockey goal.</p> <p>Number order balls.(M1A) Put balls in number order 11-20</p> <p>My favorite sport writing(l6a) Name your favorite sport and write out the response, draw a corresponding picture.</p>	<p>24</p> <p>Golf tee pattern. (m3AO) Using colored golf tees make a color pattern in foam.</p> <p>Golf ball rolling art(CA1A) Use a golf ball to roll paint around the paper to form a picture.</p> <p>Count and write sports. (M1A) Count the number of sports items on each card and write the corresponding number.</p>	<p>25</p> <p>Decorate a football helmet>(CA1A) Given different art materiels decorate your own football hemete templete.</p> <p>Football number puzzles(m1A) Put together football number puzzles by matching the same number in different forms.</p> <p>If you were a football player writing. (l6A) Write out your postion you would play and the number you would like to play under.</p>	<p>26</p> <p>ICE CREAM TRUCK ALL GROUPS & PRE K</p> <p>1:00 \$7.00</p>  <p>Bowling (ph1A) Set up bowling pins let each child take a turn trying to knock down pins.</p> <p>Counting soccer balls.(m1A) Count the number of soccer balls on each card and match it to the corresponding number.</p>	<p>27</p>

July 2024



Sun	Mon	Tue	Wed	Thu	Fri	Sat
<p>28</p> <p>Ocean animals</p> 	<p>29</p> <p>Name animals that live in the ocean (Ld1a)</p> <p>Have children name different animals that live in the ocean chart out their responses.</p> <p>Jelly fish tentacle counting(m1A)</p> <p>Attach the correct number of tentacles to each Jelly fish to match the number.</p>	<p>30</p>  <p>Tommy James \$10.00 11:30-12:30</p> <p>The coolest animal in the ocean writing prompt.(l6a)</p> <p>Write out your response to the writing prompt.</p> <p>Ocean animal action cards(ph1a)</p> <p>Act out the different movements to each ocean animal card.</p>	<p>31</p> <p>Face Painting \$10.00</p>  <p>1:00-2:30</p> <p>Label the fish(l6a)</p> <p>Write in the different words to label the fish parts.</p> <p>Ocean beginning sounds(l2A)(ph3B)</p> <p>Write in the correct beginning letter for each ocean animal</p>			

August 2024

Sun	Mon	Tue	Wed	Thu	Fri	Sat
				<div>1</div> <div>Feed the shark game(M1A)</div> <div>Roll two dice add the number and feed the shark the correct amount of fish.</div> <div>Ocean animal match(l2A)(ph3A)</div> <div>Match ocean animal cards upper to lowercase</div>	<div>2</div> <div>ICE CREAM TRUCK</div> <div>ALL GROUPS & PRE K</div> <div>1:00</div> <div>\$7.00</div> <div></div> <div>Ocean make ten puzzles(m1a)</div> <div>Put puzzles together two numbers that go together to make the sum of ten.</div> <div>Whale writing(l6a)</div> <div>Write answers for a whale is, A whale can and A whale has</div>	<div>3</div>

<p>4</p> <h2>Beach</h2> 	<p>5</p> <p>Shell addition(m1a) Use shells as manipulative to solve different addition problems.</p> <p>Beach memory game(CD1a) Play beach memory with a friend taking turns and trying to remember where you last so each picture to make matches.</p>	<p>6</p> <p>Pool noodle number (m1A)</p> <p>Match pieces of pool noodles by corresponding numbers in different forms.</p> <p>What do you need to bring to the beach(ld1A) Answer the following question thinks about supplies you may need at the beach and using correct volume and clarity.</p>	<p>7</p> <p>My shell is(l6A) Write out descriptive words to describe your shell</p> <p>Can a shell dissolve(S!A) Perform a cool science experiment putting shells in different liquids can a shell dissolve. Take about the effects of pollutants in the ocean</p>	<p>8</p> <p>Build sand castles(S!A) Give the children different building materials with wet sand so they can build sand castles</p> <p>Beach beginning sound puzzles(L2A) Match beach puzzle pictures with the correct beginning sound you here.</p>	<p>9</p> <p>ICE CREAM TRUCK <u>ALL GROUPS & PRE K</u></p> <p>1:00 \$7.00</p>  <p>Spell beach words(L2A) Spell out beach words using sea shell letters</p> <p>Missing Number shell(m1a) Recognize numbers and what comes next in the sequence of numbers fill in the missing number.</p>	<p>10</p>
---	---	---	--	--	--	-----------

<p>11</p> <p>PiratesPiratPirates</p> <p>pl ra</p>  <p>tes</p>	<p>12</p> <p>CLOSED</p>	<p>13</p>  <p>MAD SCIENCE 10:30-11:30 \$10.00</p> <p>Treasure number and letter sort (Cd1A) Sort the pirate treasure into groups by number and letter.</p> <p>Cork pirate boats.(S1A) Explore cork pirate boats in water table</p> <p>If I found pirate treasure I would by writing experience (L6A)</p>	<p>14</p> <p>Pirate race(m1a)</p> <p>Play a pirate race game roll the dice recognize the number and move the correct number of corresponding spaces.</p> <p>Cannon balls toss outside. (Ph1A)</p> <p>Let the children through black cannonball water balloons at the target.</p> <p>Prate flag counting(M1A)</p> <p>Count the correct number of pirate flags and write the corresponding number</p>	<p>15</p> <p>If you were a pirate what would your pirate name be(ld1A)</p> <p>Answer question and a clear and conscious voice</p> <p>Pirate puzzle(CD3A)</p> <p>Put together pirate puzzle by putting the pieces together in the correct number order.</p> <p>Pirate word writing.(L6A)</p> <p>Write out pirate words while looking at an example of each word.</p>	<p>16</p> <p>ICE CREAM TRUCK</p>  <p>ALL GROUPS & PRE K CENTER ICE CREAM PRE-K AND SA 1:00 \$7.00</p> <p>Pirate addition(M2A)</p> <p>Use pirate jewels as manipulative and add two numbers together to find the sum.</p> <p>When I open my treasure chest I find(l6A)</p> <p>Answer the question to this wring prompt and write out the answer sounding out the word.</p>	<p>17</p>
--	-------------------------	---	---	---	--	-----------

18	19	20	21	22	23	24
Hawaii 	Color by number coconut tree(M1A) Color the coconut tree by recognizing color words and corresponding the correct color with the correct number. Chicka chicka boom boom slime.(S1A) Explore slime with letters in it	 Balloon Creations \$5.00 10:00-12:00 Palm tree race(M1A) Race to the top of the palm tree taking turns and counting as you move. Collage a letter(c1A) Collage A letter to make a chicka chicka boom boom display.	I have Alphabet game(ld1A) Children will name the letter they have in the alphabet then ask who has the next letter in the Alphabet going around the circle time rug. Palm tree count and write(M1A) Count the number of palm trees on each card then write out the corresponding number.	Build a chicka boom boom tree(cd3A)(M1a) After building a coconut tree how many letters can your structure hold before falling down Hawaiian words(l6A) Write out different Hawaiian words on white board.	ICE CREAM TRUCK <u>ALL GROUPS & PRE K</u>  1:00 \$7.00 Coconut tree number puzzles(M1a) Match puzzles together by finding numbers in different forms. the same Green rice and letter play.(s1A0) Explore coconut smelling rice.	

25	26 Back to school preparations NO POOL	27 Back to school preparations NO POOL	28 Back to school preparations NO POOL	29 Back to school preparations NO POOL	30 Back to school preparations NO POOL	31
----	--	---	---	---	---	----